



# Nordic Power Fund

## June 2007

### Monthly Performane (net of all fees)

Year	Jan	Feb	Mar	Apr	May	Jun	Jul	Aug	Sep	Okt	Nov	Dec	Total
2007	-	-	-	0,39%	2,07%	0,82%							3,31%

### Objective

The goal is to reach a continuous and high risk adjusted return by trading electricity contracts on the Nordic Power market. The Fund aims to have a minimum correlation to traditional assets in order to offer a tool for diversification in a portfolio of stocks and bonds. Yearly return target is 15 to 25 percent, hence it is to be regarded as a medium risk fund. The goal is to reach this average return on a period of three years rolling or longer. The fund has the right to trade contracts where the underlying asset is a commodity that relate or affects the Nordic electricity price. Primarily this means futures on the Nordic power exchange Nord Pool but also German electricity contracts, emission rights as well as futures on coal, oil and gas.

### Fund Information

Fund Currency	EUR	Custodian	SEB
Structure	Open End	Administrator	Wahlsted Sageryd
High water mark	Yes	Auditors	PricewaterhouseCoopers
<b>NAV</b>	<b>103,31</b>	Domicile	Sweden
Regulated by	Swedish FSA		

### Investment Information

Subscription Frequency	Monthly (5 bank days)		
Redemption Frequency	Monthly (5 bank days)		
Management fee	2%		
Performance fee	20%	Min. Subscription	EUR 5000
Subscription fee	3%**	Min. Add. Subscription	EUR 1000
Redemption fee	0%		

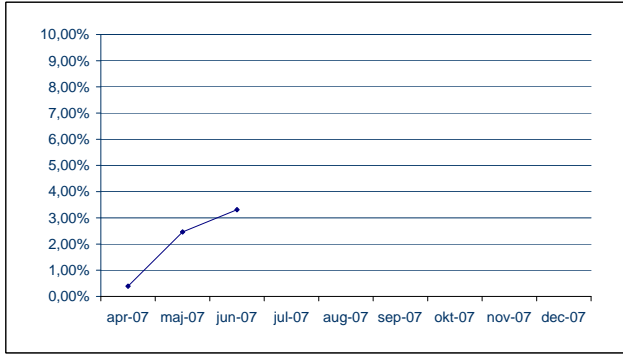
### Manager Commentary

One of the more volatile months of our careers! Up almost 20% in three days, down in a strong correction, then up and down a couple of times with >5% moves! We had a bullish fundamental view but the strong corrections took away our profits. We lowered the risks significantly after the first correction. Still a result we are happy with after a difficult market with very strong up and down moves.

### Performance Statistics

Cumulative Return	3.31%
Annualised Return	13,9%
Average Monthly Return	1.09%
Number of Months since Inception	3
% Months with Positive Return	100
Highest Monthly Return	2.07%
Lowest Monthly Return	0.39%

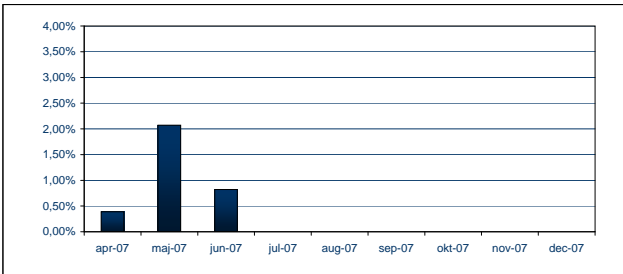
### Performance graph - Since Inception



### Risk Statistics

Standard Deviation	3.02%
Sharpe Ratio	3.36*
Worst Quarter (Return)	0.39
Max. Drawdown (Period)	n/a
Max. Drawdown (Return)	n/a

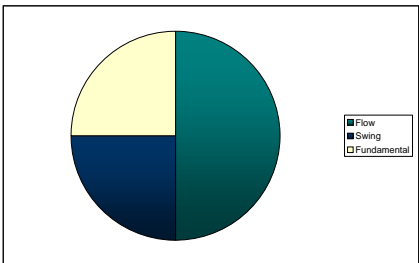
### Monthly Returns



### Fund Manager Contact Details

Nordic Commodity Funds AB  
 Riddargatan 12B, 4tr  
 114 35 Stockholm, Sweden  
 Managing Director Fredrik Bodecker  
 Tel: +46 8 611 37 58  
 Fax: +46 8 611 57 27  
 fredrik.bodecker@nordiccommodity.se

### Strategy Allocation



\*\* A subscription fee of 3% will be in effect from May

\* Based on RFR@3%